

Meet the Team

Teachers

1FJ – Mrs. Abi Foster and Mrs. Lizzie James

1JH – Mrs Jane Hewitt

Teaching Assistants

Mrs Sarah Wells

Mr George Dearnley


Miss Sarah Collinson

Learning in Year 1

Transition – we try to make the move from Foundation into Year 1 as smooth as possible. There are still lots of play-based learning activities. We will also aim to get them learning outside as much as possible!

We will move towards whole class teaching by the Spring Term.

Curriculum – learning is based on topics and challenges which cover English, Maths, Science, Computing, Music, Art, History, Geography, Design Technology, RE, SMSC (Jigsaw) and PE.



Learning in Year 1

Phonics – we teach phonics daily to support progress in reading and writing.

We are currently recapping the learning from the end of foundation. When we start the new graphemes we will send home the phonics we have been learning for your child to share with you at home.

The children are continuing to enjoy using our phonics scheme Super Sonic Phonic Friends.

We assess the children regularly and there is a statutory phonics screening check in June (more info later).

**SUPERSONIC**
Phonic Friends

Reading – all children have been given a school reading book to practise at home. These books are closely matched to the sounds they know. Please read with your child at home at least four times a week. This is important to help your child practise the sounds we teach them in school.

Once a week, we will hear the children read and give them a new book to read. Please read the book at least twice through (three times if you can). This will help the children increase their fluency. Feel free to read other books at home too to help develop a love of reading.

Learning in Year 1

Maths – We follow the White Rose scheme of work. Children enjoy involving Tiny the Tortoise and daily Fluency Bee maths inputs in the afternoon.

In Year 1 children learn the basic building blocks of number such as; counting in 1s to 100, writing numerals correctly, ordering numbers, counting back from any number, knowing 1 more or less, comparing numbers using language such as greater, smaller, more, less, counting on and back in 2s, 5s and 10s.

Over the year we will cover addition, subtraction, multiplication, division, measures, time, money, shape, pattern and problem solving.




Learning in Year 1

English – children need to be able to use a range of strategies for reading and writing including phonics, sight reading, spellings, tricky words, comprehension, sentence structure, prefixes and suffixes etc.

There is now a greater emphasis on handwriting, with correct letter formation.

As much as possible we want the children to have a go by themselves, using phonics, reading knowledge etc. It doesn't matter if they make mistakes!



School Routines

Every week there will be set tasks in Maths and English, which will be supported by an adult. There will also be a number of independent tasks for the children to choose from, as well as practical and purposeful play opportunities to help children revisit and extend their learning. The children can earn a class dojo point for completing tasks.

We also have a computing session and 2 PE sessions each week.

A Typical Day in Year 1 (Autumn Term)

8.55 – register then phonics carpet time

9.20 – English focussed tasks

10.10 – assembly (Tues/Thurs/Friday)

10.30 – playtime

10.10 or 10.50 – milk and fruit

11.00 – focussed and independent tasks

11.50 – lunch

1.00 – register then maths carpet time

1.20 – maths focussed and independent tasks

2.00 – playtime

2.15 – Art, History, Geography, Science RE, Jigsaw and Computing

3.25 – home time (collection from playground)

PE

This year we will have PE on a Monday morning with the sports coach and on a Friday morning (fundamentals) with Mrs Hewitt.

The children will need navy shorts, white t-shirt and plimsolls or trainers. Please can you make sure trainers have velcro fastening. They will also need plain navy jogging bottoms and jumpers for outside.

All jewellery must be removed before PE – including earrings. If children cannot remove their own earrings please could you remove them before school. Hair tied back.

Topics, trips and events

Autumn

Pantomime

Christmas Production

Spring

Wagamamas

Yorkshire Wildlife Park

Summer

Warwick Castle

Author visit Supertato Paul Linnet!

Pizza Express

Superhero Day

Topics, trips and events

There is more information on the Year One class page on the website.

Travel and transport


Toys from the past

Fairytales

Animals

Castles

Superheroes



Class Dojo

Class dojo is used in the classroom throughout the year to help motivate the children to try out a range of learning activities on offer. They earn a green dojo if they complete a task.

Class Do Jo is also used to reinforce good work within the class and behaviour in class and around the school.



ClassDojo

Rewards and Behaviour Management

Whole school reward system. Dragon teams. Children dragon's gold for their team. The team with the most at the end of the half term has a reward.

School behaviour system. Reminder, Warning (teacher will make note), 5 mins reflection, missed playtime

Communication

Reading Diaries: It might be helpful if you ask your child to let us know if there's a message for us.

In Person: You can catch a member of the team in the mornings or after school. You can also contact the office and we will arrange to call you or meet with you in person.

Seesaw: We are pleased to inform you that we will be continuing to communicate with you via Seesaw.

The School Office: You can also e mail or call the school office.

***End of the School Day**

- * At the end of the day, the children will line up with their class teacher. The children must remain in the line until your child has told the teacher they can see the adult picking them up. At this point we will allow the child to greet you. Please do not call your child over to you as we are training the children to line up safely. It is important that we know all of the children have safely reached their adult.**
- * If there is a change to who is collecting your child, outside of their normal routine, please phone the office to let us know. For example, if your child usually goes to an afterschool club or childcare provider on the same day every week, but is going to a friend's house one week instead. Please also let the provider of the club know separately to avoid any possible confusion.**

Website




Please visit the Year 1 page on the school website.

Long term plan

Half termly overviews and topic knowledge organisers

Photographs of the children in and around the classroom. Trips, exciting events and news.

Important information

PE Dance (Thursdays) Fundamental skills (Fridays) 		Year 1 Autumn 1 We're going on a journey! 		RE Celebrations Diwali Hanukkah 			
History Changes within living memory Looking at the differences between old and new vehicles. Significant Individuals in History— Amelia Earheart 		Maths Number and place value to 10 Addition and Subtraction within 10 What you can do at home Help your child count, read and write numbers to 10 in numerals and words. Use objects around the house (buttons, Lego bricks, conkers etc...) to represent numbers to 10 and solve problems such as one more/one less and number bonds to 10. 		English Phonics: Revising phase 3/4 and beginning phase 5. Books: Whatever Next! <i>The Train Ride, You Can't Take an Elephant on a Bus, Oi Get Off My Train</i>  Text types: labels, lists, captions, sentences, poetry (repeated phrases), recounts, invitations What you can do at home Continue to read as often as you possibly can. Practise small, neat handwriting.		RHE Being Me in My World What you can do at home Talk to your child about their interests, likes/dislikes and what makes them unique. 	
Art Drawing and Colour Texture and form through continuous provision 		Computing Using an iPad. 		Science Material/Working Scientifically— Vehicle Investigations Which car goes the fastest and why? Floating and sinking 			

How to help at home

Read with your child at least 4 times each week. It is important to practise using the books we send home from school, but please feel free to enjoy other books at home too.

Talk to your child about the phonics they have been learning each week. We will start homework after October half term.

Look at the half termly overviews on the Year 1 page for specific ways to help for each half term depending on current learning.

*Any Questions?